

The Dieline

FOR OFFSET PRINTING

Now you have received the dieline, here are a few tips for the next step - Artwork Submission:










1. There are TWO layers in this file: Dieline Layer and Artwork Layer. Work only on the Artwork Layer for your artwork.
2. If your artwork has an additional process such as Foil Stamp or Spot UV, open a new layer for each of them.
For example, if your artwork requires two additional processes: Foil Stamp and Spot UV there should be four layers in the file: Dieline Layer, Artwork Layer, Foil Stamp Layer and Spot UV Layer.
3. Save your files in both Adobe Illustrator (AI) AND PDF formats, and send them over to your product specialist!


Our Requirements

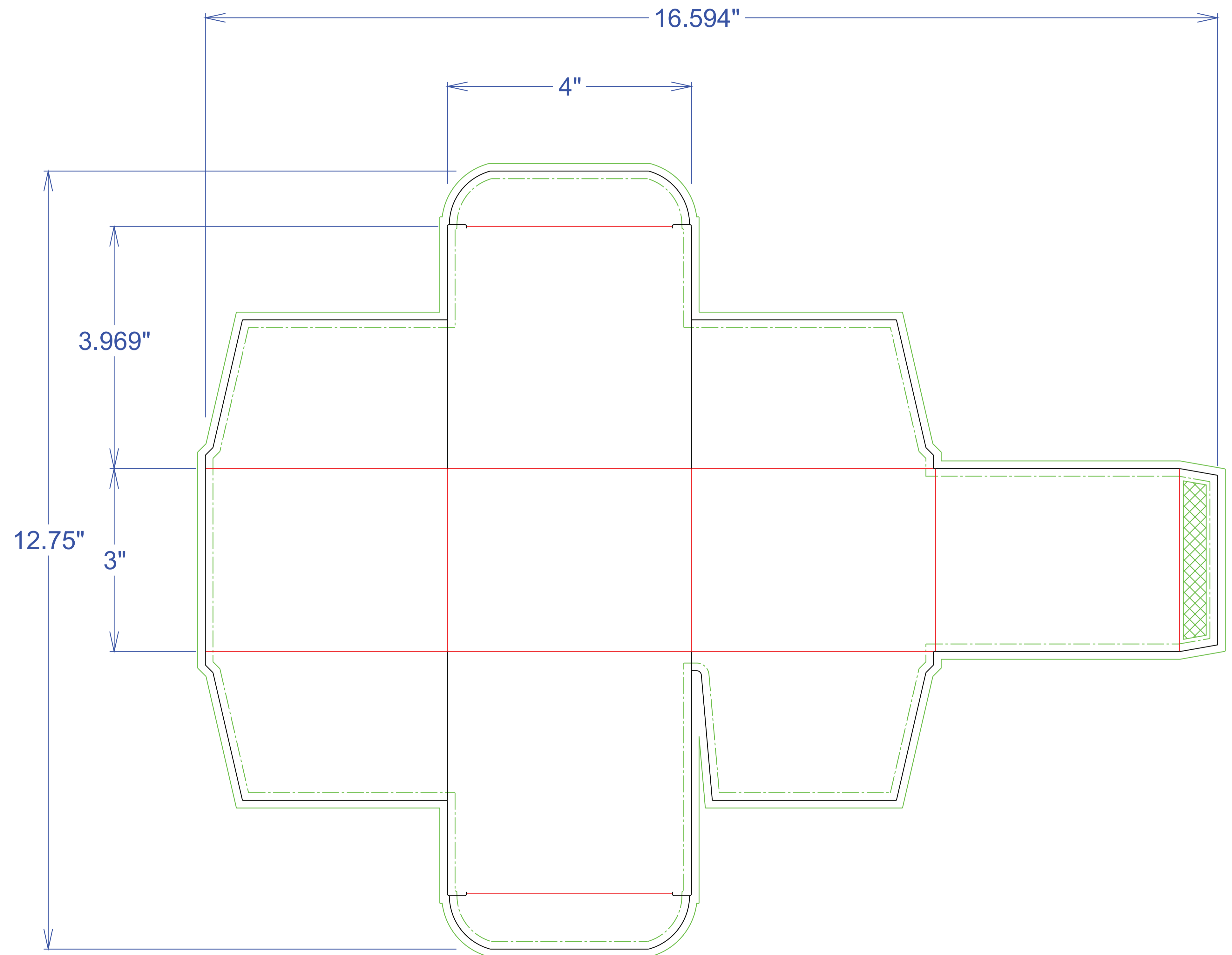
Ensure your design meets our specifications for maximum accuracy and quality.

Visit our artwork guideline for detailed instructions: <https://pakfactory.com/guide-to-preparing-files-for-print>

*Check all boxes before artwork submission:

- | | | |
|--|---|---|
| <input type="checkbox"/>  Artwork files in CMYK mode | <input type="checkbox"/>  Have your image quality set to 300 DPI | <input type="checkbox"/>  Embed all your images |
| <input type="checkbox"/>  Outline all your text | <input type="checkbox"/>  Thin lines should be at least 0.25pt | <input type="checkbox"/>  PMS color code must be indicated along with a swatch |
| <input type="checkbox"/>  DO NOT flatten/scale/resize dieline templates | <input type="checkbox"/>  Use 100% K value for any black text, QR codes and UPC barcodes | <input type="checkbox"/>  Minimum text size preferred is 6pt |
| <input type="checkbox"/> By checking this box, you confirm that you have read and complied with above requirements. | | |

 Remember, PakFactory is not responsible for any printing errors if your files miss our specifications, so design carefully!



Having some trouble setting up your artwork?

Get in touch with your dedicated product specialist